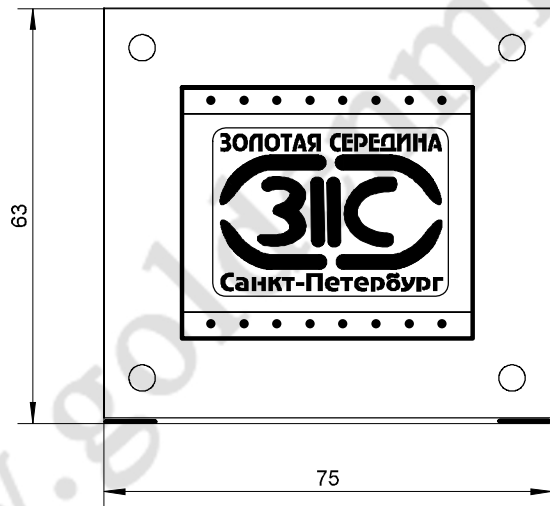
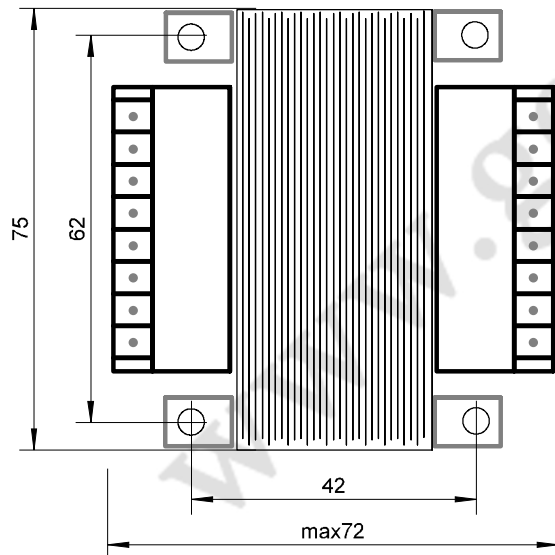


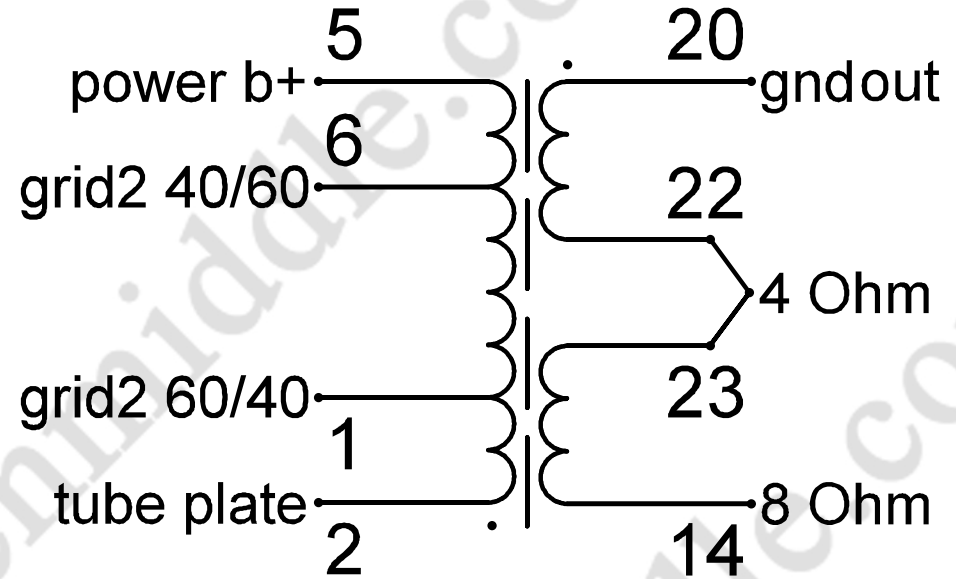
ГАБАРИТНЫЕ РАЗМЕРЫ



УСТАНОВОЧНЫЕ РАЗМЕРЫ



OT-SEU-5.0/4/8-5



Description

GOLDEN MIDDLE

5W output trafo

Schematic no.

OT-SEU-5.0/4/8-5

TECHNICAL SPECIFICATIONS

CORE TYPE		EI 75X25 SM		
CORE MATERIAL				
MODIFICATION				
DC VOLTAGE		CAT II 1000V		
TECHNICAL DATA		QC	Date	Name
DCR1@20C		PASS		
DCI @250V		PASS		
L220v@50Hz		PASS		
L2v@120Hz		PASS		
L2v@1000Hz		PASS		