

A

B

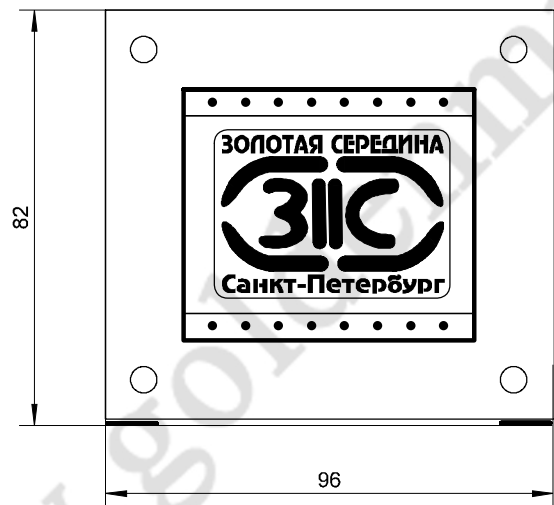
C

D

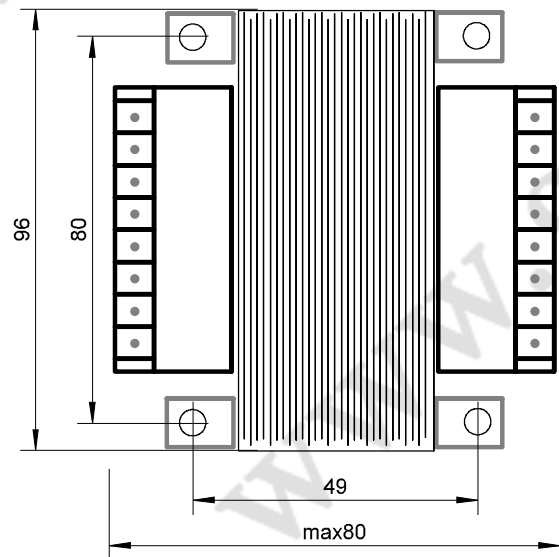
E

F

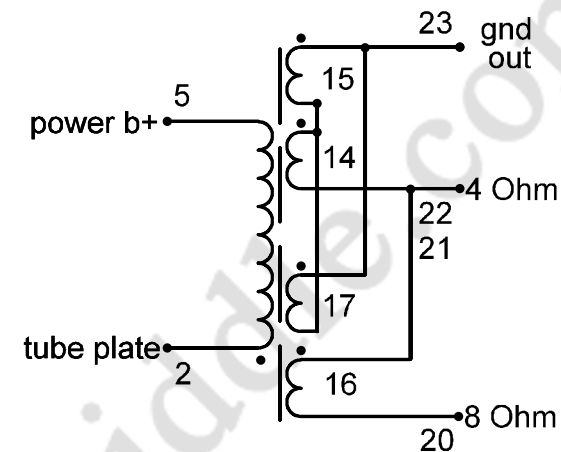
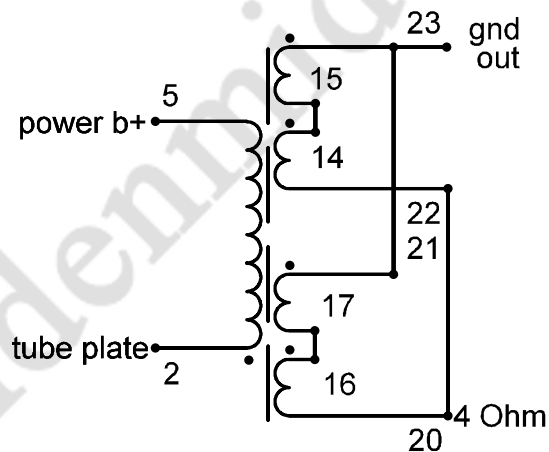
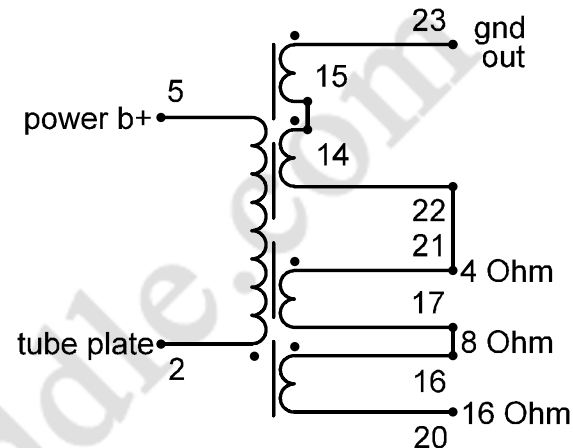
ГАБАРИТНЫЕ РАЗМЕРЫ



УСТАНОВОЧНЫЕ РАЗМЕРЫ



OT-SE-5.0/4/8/16-20



Description

GOLDEN MIDDLE**20W output trafo**

Schematic no.

OT-SE-5.0/4/8/16-20

TECHNICAL SPECIFICATIONS

CORE TYPE	Ei 96x35			
CORE MATERIAL				
MODIFICATION				
DC VOLTAGE	CAT II 1000V			
TECHNICAL DATA		QC	Date	Name
DCR1@20C		PASS		
DCI @250V		PASS		
L220v@50Hz		PASS		
L2v@120Hz		PASS		
L2v@1000Hz		PASS		