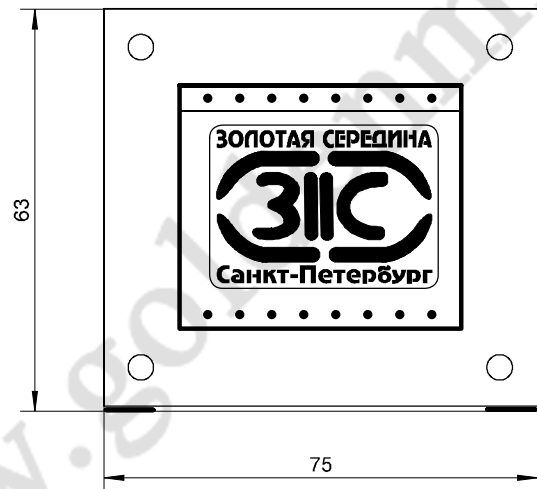
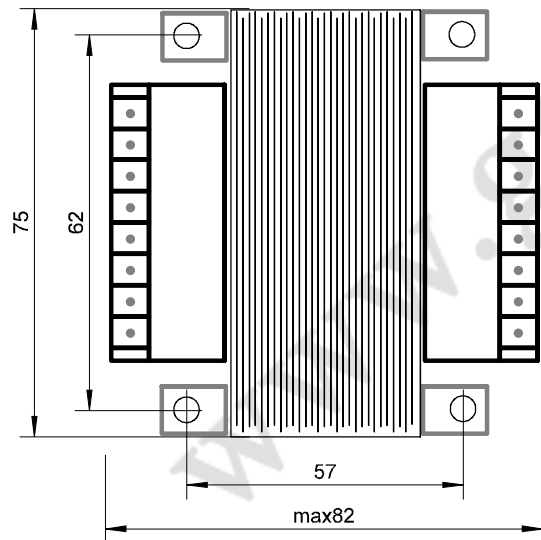


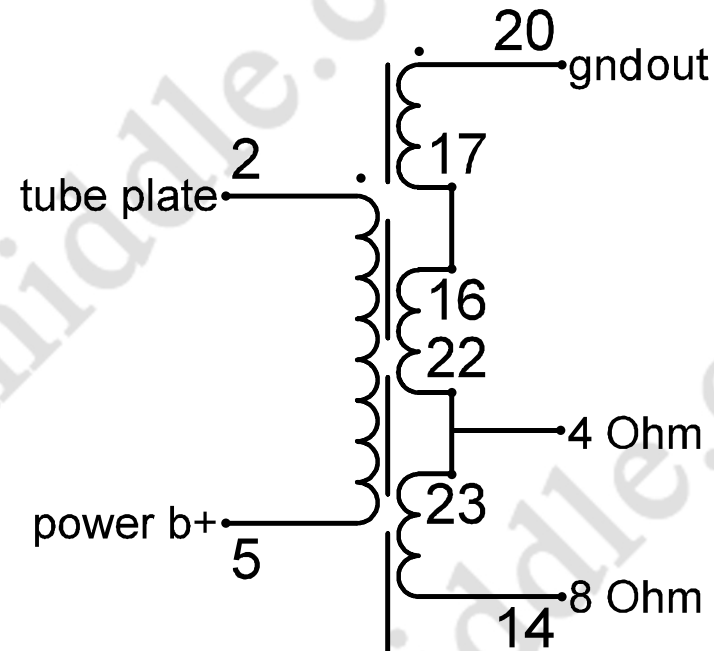
ГАБАРИТНЫЕ РАЗМЕРЫ



УСТАНОВОЧНЫЕ РАЗМЕРЫ



OT-SE-7.0/4/8-10



Description	TECHNICAL SPECIFICATIONS			
	<b>GOLDEN MIDDLE</b>	CORE TYPE	EI 75X40 SM	
CORE MATERIAL				
MODIFICATION				
DC VOLTAGE		CAT II 1000V		
<b>10W output trafo</b>	TECHNICAL DATA		QC	Date
	DCR1@20C		PASS	
Schematic no. <b>OT-SE-7.0/4/8-10</b>	DCI @250V		PASS	
	L220v@50Hz		PASS	
	L2v@120Hz		PASS	
	L2v@1000Hz		PASS	