

TUNG-SOL

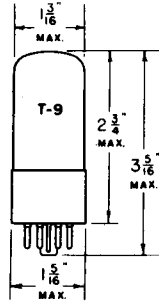
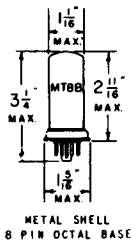
TWIN TRIODE AMPLIFIERS

COATED UNIPOTENTIAL CATHODE


HEATER

6.3 VOLTS 0.8 AMPERE

AC OR DC




6N7



BOTTOM VIEW

6N7GT/G



BOTTOM VIEW

THE TUNG-SOL 6N7, 6N7GT/G ARE TWIN TRIODES DESIGNED PRIMARILY FOR SERVICE AS CLASS B AMPLIFIERS. THEIR ELECTRICAL CHARACTERISTICS ARE IDENTICAL.

RATINGS

MAXIMUM PLATE VOLTAGE	300	VOLTS
MAXIMUM PEAK PLATE CURRENT PER PLATE	125	MA.
MAXIMUM AVERAGE DISSIPATION PER PLATE	5.5	WATTS

TYPICAL OPERATING CONDITIONS AND CHARACTERISTICS

CLASS A₁ AMPLIFIER

TRIODES CONNECTED IN PARALLEL

PLATE VOLTAGE	250	294	VOLTS
GRID VOLTAGE	-5	-6	VOLTS
PLATE CURRENT	6	7	MA.
PLATE RESISTANCE	11 300	11 000	OHMS
TRANSCONDUCTANCE	3100	3200	μMHOS
AMPLIFICATION FACTOR	35	35	

RESISTANCE COUPLED AMPLIFIER AND PHASE INVERTER

PLATE SUPPLY VOLTAGE	100	100	250	250	VOLTS
PLATE LOAD RESISTOR	0.1	0.5	0.1	0.5	MEGOHM
CATHODE RESISTOR	2500	7000	1800	5000	OHMS
VOLTAGE GAIN	20	22	23	24	

CONTINUED NEXT PAGE

TUNG-SOL

TYPICAL AND IDEAL OPERATING CONDITIONS AND CHARACTERISTICS

CLASS B₂ AMPLIFIER - PUSH-PULL

	IDEAL	TYPICAL	
ZERO-SIGNAL PLATE VOLTAGE	300	300	VOLTS
DC GRID VOLTAGE	0	0	VOLT
AF-PEAK SIGNAL VOLTAGE PER GRID ^A	29	41	VOLTS
MAXIMUM-PEAK-SIGNAL GRID CURRENT PER GRID	20	22	MA.
ZERO-SIGNAL PLATE CURRENT PER PLATE	17.5	17.5	MA.
MAXIMUM-SIGNAL DC PLATE CURRENT PER PLATE	35	35	MA.
GRID IMPEDANCE AT 400 CYCLES	0	516 ^B	OHMS
PLATE SUPPLY IMPEDANCE	0	1000	OHMS
EFFECTIVE LOAD RESISTANCE ^{PLATE TO PLATE}	8000	8000	OHMS
TOTAL HARMONIC DISTORTION	4	8	PER CENT
THIRD HARMONIC	3.5	7.5	PER CENT
FIFTH HARMONIC	1.5	2.5	PER CENT
POWER OUTPUT	10	10	WATTS

^A FOR POWER OUTPUT SHOWN

^B 500 OHMS AND 50 MH.

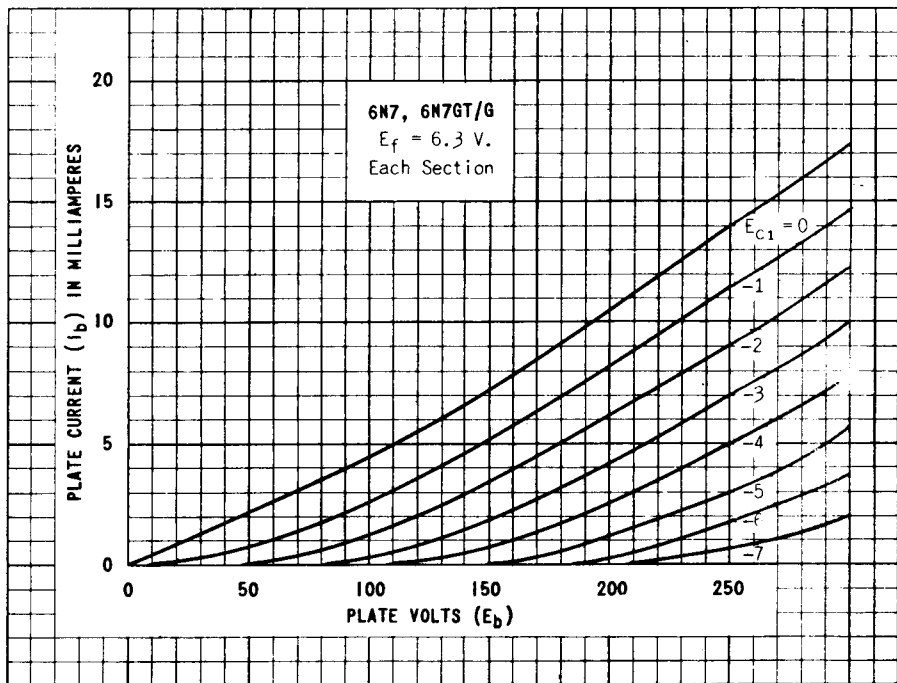


PLATE
 1344-1
 OCT. 25
 1943